ERGOVENT Klima Rodaclim



LINEO-PRO CONDI 125

Diffuseur linéaire invisible pour applications de climatisation

Raccordements 125 mm / 1 fente × 1050 mm × 20 mm

Diffuseur linéaire invisible de ventilation / climatisation, destiné à une installation dans les plafonds en plaques de plâtre. Après installation, le diffuseur est enduit à fleur puis peint dans la même couleur que le plafond ou le mur. Seule une fente minimaliste reste visible, constituant un élément discret de l'aménagement intérieur. Les unités peuvent être raccordées en ligne continue avec d'autres diffuseurs PUZZLE, équipés de raccordements de gaine de 75 mm ou 90 mm.
Le plénum / caisson de raccordement pressurisé est fabriqué en EPP moulé, offrant d'excellentes performances d'isolation thermique. Le diffuseur convient ainsi non seulement à la ventilation, mais également à la climatisation

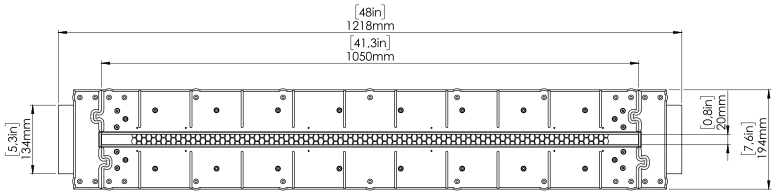

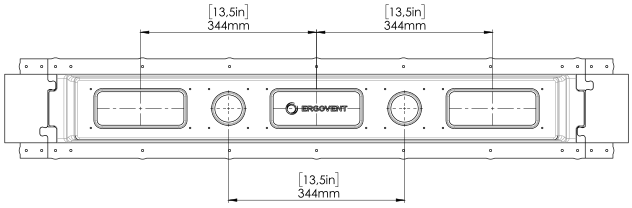

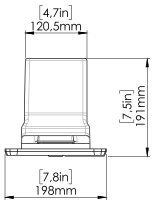

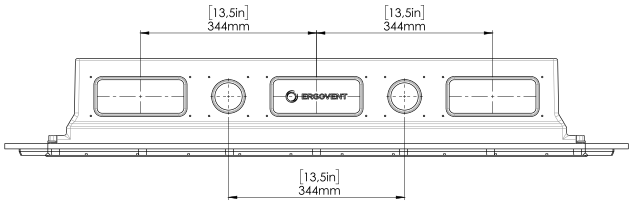



Largeur d'installation entre profilés : 134 mm, soit environ 5,28 pouces



Hauteur minimale d'installation : 191 mm, soit environ 7,52 pouces



Solution technique brevetée : le système PUZZLE LOCK permet de raccorder plusieurs diffuseurs entre eux.



Important : lors de l'installation, toutes les vis de fixation doivent être complètement serrées.

PORTÉE DU JET D'AIR

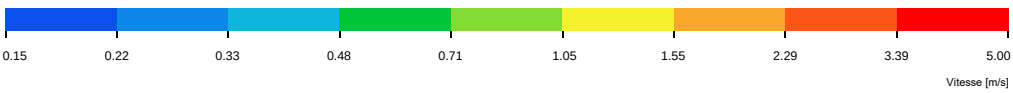

140 m³/h

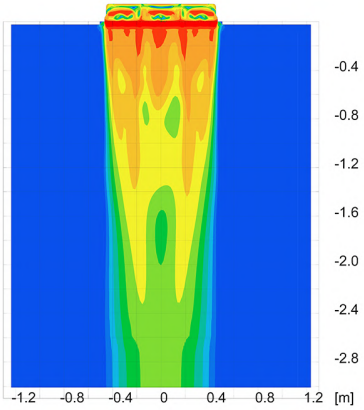

140 m³/h

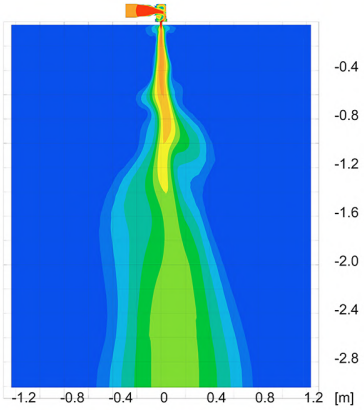

280 m³/h

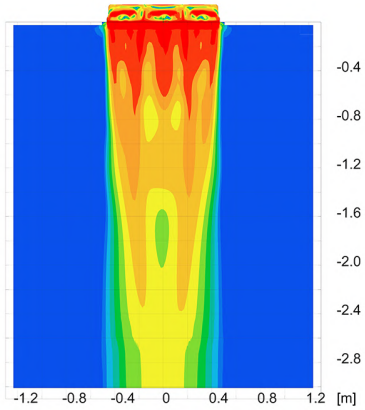

280 m³/h

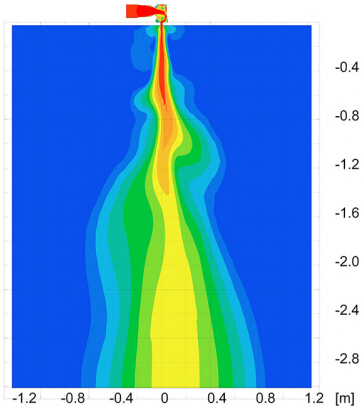

Rapport d'essai du bruit d'écoulement (conformément à la norme ISO 3741) et de la perte de charge

SOUFFLAGE

Diagram for pressure and flow noise:

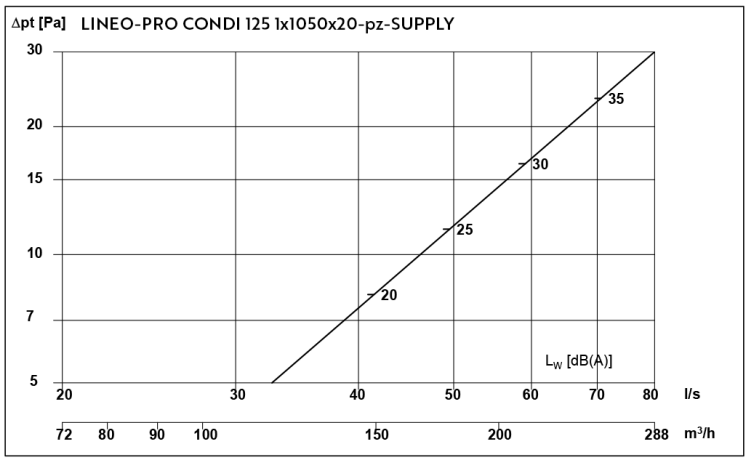

L_{Woct} [dB] = L_{WA} + K_{oct}

q [l/s]	Dp_t [Pa]	L_{WA} [dBA]			63 Hz	125 Hz	250 Hz	500 Hz	1000 Hz	2000 Hz	4000 Hz	8000 Hz
-	-	33		K_{oct}	-5	1	3	-1	-7	-13	-21	-31

Octave correction factors to the diagram are calculated at the listed value of either q, Δp_t or L_{WA}/L_{pA}

Calculation of pressure and sound effect according to flow:

Sound effect: $L_{W(oct\ or\ A)} = k \cdot \log(q) + L_0$

Total pressuredrop: $\Delta p_t = c_{pt} \cdot q^2$

Balancing: $q = K_{factor} \cdot \sqrt{p_i}$

L_W - sound effect [dB]
k - factor, sound effect [-]
L_0 - addend, sound effect [-]
Δp_t - total pressuredrop [Pa]
c_{pt} - factor, total pressuredrop [Pa·s²/l²]

q - flow [l/s]
K_{factor} - factor, balancing [l/(s·√Pa)]
p_i - pressuredifference, balancing [Pa]

	Total p c_{ptot}	Balancing K-factor		LwA	63 Hz	125 Hz	250 Hz	500 Hz	1000 Hz	2000 Hz	4000 Hz	8000 Hz
	0.0047	Not measured	k	65.0	46.8	39.1	46.3	51.0	67.5	96.7	115.8	116.5
			Lo	-85.2	-56.5	-36.5	-47.8	-60.0	-95.9	-155.5	-197.8	-209.1

EXTRACTION

Diagram for pressure and flow noise:

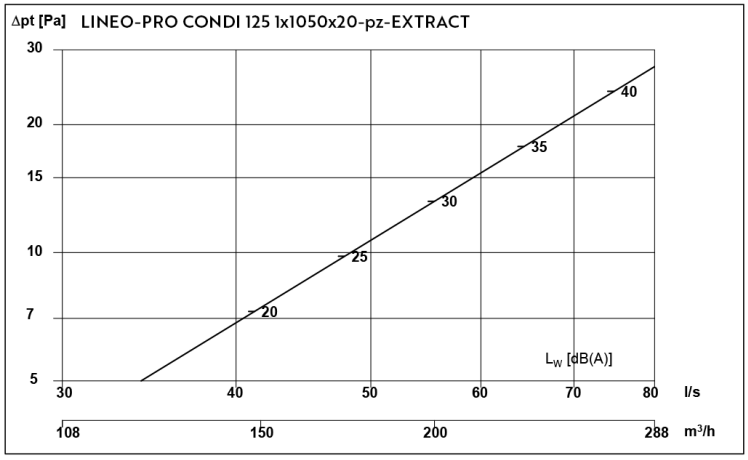

L_{Woct} [dB] = L_{WA} + K_{oct}

q [l/s]	Dp_t [Pa]	L_{WA} [dBA]			63 Hz	125 Hz	250 Hz	500 Hz	1000 Hz	2000 Hz	4000 Hz	8000 Hz
-	-	33		K_{oct}	-7	1	0	2	-11	-21	-24	-30

Octave correction factors to the diagram are calculated at the listed value of either q, Δp_t or L_{WA}/L_{pA}

Calculation of pressure and sound effect according to flow:

Sound effect: $L_{W(oct\ or\ A)} = k \cdot \log(q) + L_0$

Total pressuredrop: $\Delta p_t = c_{pt} \cdot q^2$

Balancing: $q = K_{factor} \cdot \sqrt{p_i}$

L_W - sound effect [dB]
k - factor, sound effect [-]
L_0 - addend, sound effect [-]
Δp_t - total pressuredrop [Pa]
c_{pt} - factor, total pressuredrop [Pa·s²/l²]

q - flow [l/s]
K_{factor} - factor, balancing [l/(s·√Pa)]
p_i - pressuredifference, balancing [Pa]

	Total p c_{ptot}	Balancing K-factor		LwA	63 Hz	125 Hz	250 Hz	500 Hz	1000 Hz	2000 Hz	4000 Hz	8000 Hz
	0.0043	Not measured	k	77.4	55.1	37.7	75.1	77.4	75.0	88.9	84.2	85.7
			Lo	-105.0	-71.9	-33.2	-100.8	-103.0	-111.6	-146.2	-141.2	-150.1