ERGOVENT Klima Rodaclim

LINEO-PRO PUZZLE 125

Diffuseur de ventilation invisible pour la climatisation



Raccordements 125 mm / 2 fentes x 1050 mm x 20 mm

Diffuseur linéaire encastrable à deux fentes, conçu pour les systèmes de climatisation et de ventilation et destiné à être installé dans des plafonds en plaques de plâtre.Après installation, le diffuseur est enduit puis peint en même temps que le plafond. Seules les deux fentes restent visibles, pour une intégration élégante et discrète dans l'aménagement intérieur. Le diffuseur peut être raccordé à d'autres diffuseurs équipés du système PUZZLE Lock (75 mm, 90 mm ou 125 mm), ce qui permet de combiner la climatisation et la ventilation sur une même ligne continue.

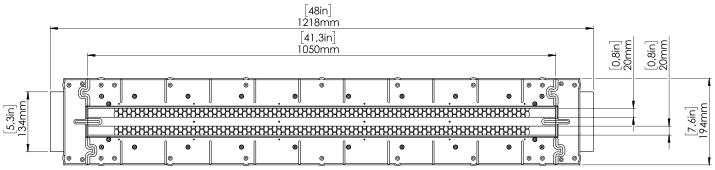

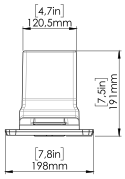

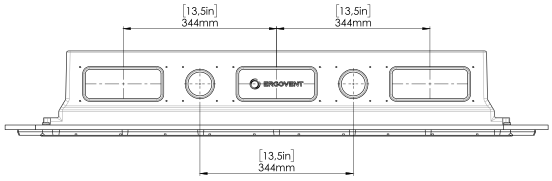

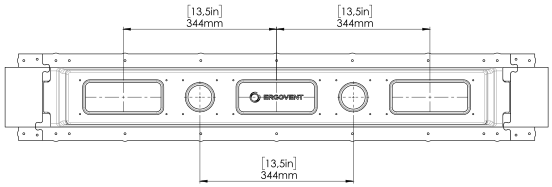



Largeur d'installation entre profilés : 135 mm / env. 5,31 pouces



Hauteur minimale d'installation : 200 mm / env. 7,87 pouces



Solution technique brevetée : le système PUZZLE LOCK permet de raccorder plusieurs diffuseurs entre eux.



Important : lors de l'installation, toutes les vis de fixation doivent être complètement serrées.

PORTÉE DU JET D'AIR

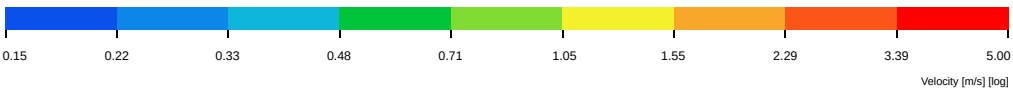

190 m³/h

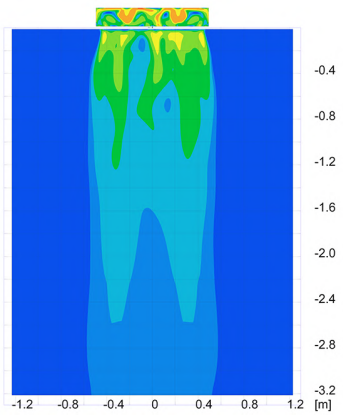

190 m³/h

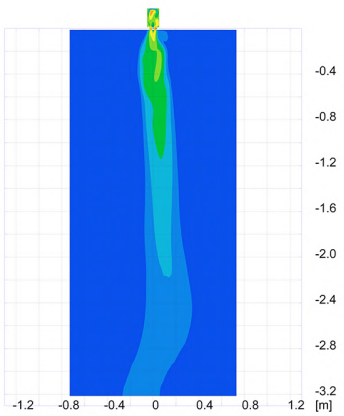

400 m³/h

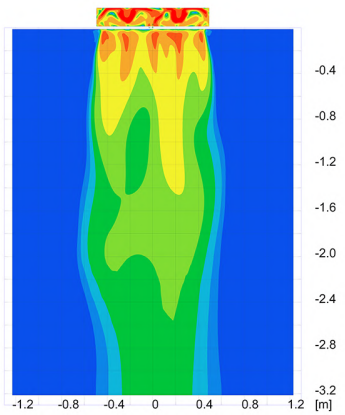

400 m³/h

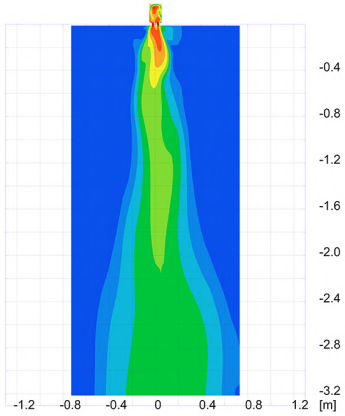

Rapport d'essai du bruit d'écoulement (conformément à la norme ISO 3741) et de la perte de charge

SOUFFLAGE

Diagram for pressure and flow noise:

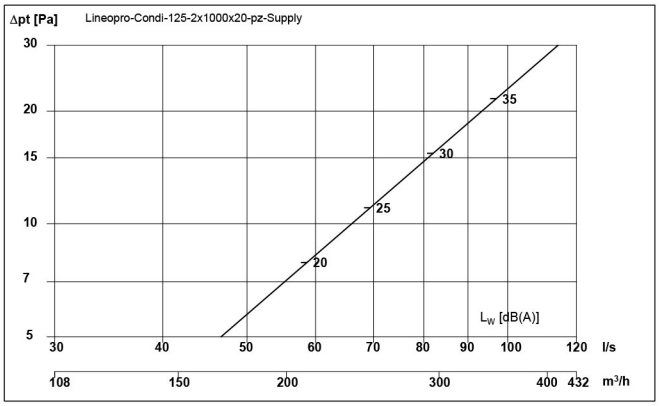

L_{Woct} [dB] = L_{WA} + K_{oct}

q [l/s]	Dp_t [Pa]	L_{WA} [dBA]			63 Hz	125 Hz	250 Hz	500 Hz	1000 Hz	2000 Hz	4000 Hz	8000 Hz
-	-	33		K_{oct}	2	0	2	-1	-7	-12	-16	-23

Octave correction factors to the diagram are calculated at the listed value of either q, Δp_t or L_{WA}/L_{pA}

Calculation of pressure and sound effect according to flow:

Sound effect: $L_{W(oct\ or\ A)} = k \cdot \log(q) + L_0$

Total pressuredrop: $\Delta p_t = c_{pt} \cdot q^2$

Balancing: $q = K_{factor} \cdot \sqrt{p_i}$

L_W - sound effect [dB]
k - factor, sound effect [-]
L_0 - addend, sound effect [-]
Δp_t - total pressuredrop [Pa]
c_{pt} - factor, total pressuredrop [Pa·s²/l²]

q - flow [l/s]
K_{factor} - factor, balancing [l/(s·√Pa)]
p_i - pressuredifference, balancing [Pa]

	Total p c_{ptot}	Balancing K-factor		LwA	63 Hz	125 Hz	250 Hz	500 Hz	1000 Hz	2000 Hz	4000 Hz	8000 Hz
	0.0023	Not measured	k	68.7	41.6	61.9	59.6	59.6	75.1	94.5	90.5	91.2
			Lo	-101.4	-46.2	-87.9	-81.7	-84.3	-120.6	-163.9	-160.6	-168.7

EXTRACTION

Diagram for pressure and flow noise:

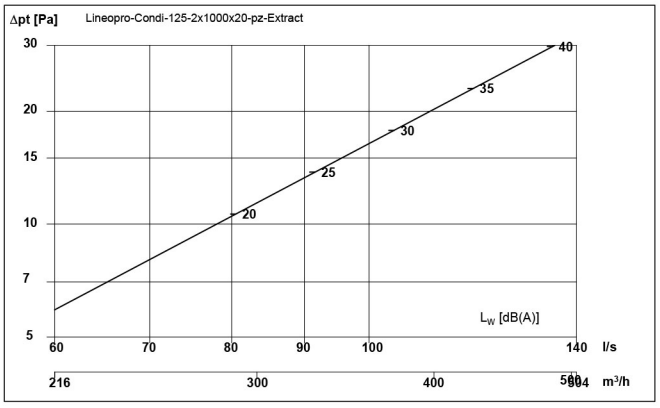

L_{Woct} [dB] = L_{WA} + K_{oct}

q [l/s]	Dp_t [Pa]	L_{WA} [dBA]			63 Hz	125 Hz	250 Hz	500 Hz	1000 Hz	2000 Hz	4000 Hz	8000 Hz
-	-	33		K_{oct}	1	5	5	-1	-9	-18	-19	-18

Octave correction factors to the diagram are calculated at the listed value of either q, Δp_t or L_{WA}/L_{pA}

Calculation of pressure and sound effect according to flow:

Sound effect: $L_{W(oct\ or\ A)} = k \cdot \log(q) + L_0$

Total pressuredrop: $\Delta p_t = c_{pt} \cdot q^2$

Balancing: $q = K_{factor} \cdot \sqrt{p_i}$

L_W - sound effect [dB]
k - factor, sound effect [-]
L_0 - addend, sound effect [-]
Δp_t - total pressuredrop [Pa]
c_{pt} - factor, total pressuredrop [Pa·s²/l²]

q - flow [l/s]
K_{factor} - factor, balancing [l/(s·√Pa)]
p_i - pressuredifference, balancing [Pa]

	Total p c_{ptot}	Balancing K-factor		LwA	63 Hz	125 Hz	250 Hz	500 Hz	1000 Hz	2000 Hz	4000 Hz	8000 Hz
	0.0016	Not measured	k	89.5	50.1	54.0	98.8	96.1	85.8	95.7	44.4	45.2
			Lo	-150.7	-69.0	-72.9	-165.1	-165.3	-152.4	-181.8	-76.9	-78.1